



ELKAY[®]

Model
number
matrix

TABLE OF CONTENTS

- EZH2O® Bottle Filler Models** **3**
 - Enhanced EZH2O® Bottle Filler - Water Cooler Combo Models 3
 - EZH2O® Bottle Filler - Water Cooler Combo Models 4
 - EZH2O® In-Wall Recessed Bottle Filler Models 5
 - Architectural Fountains with Integral EZH2O® Models 5
 - Architectural Fountains with EZH2O® Retrofit Bottle Filler 6
 - EZH2O® Paired with Architectural Water Cooler Models 6
 - EZH2O® Outdoor Tubular Bottle Fillers 7

- ADA Wall Mount Water Cooler Models** **8**
 - EZ & EMABF Family Water Cooler Models 8
 - Vandal-Resistant VRC Water Cooler Models 9

- SwirlFlo® and Soft Sides® Models** **10**
 - SwirlFlo® Water Cooler Models 10
 - Soft Sides® Water Cooler Models 11
 - SwirlFlo® and Soft Sides® Fountain Models 12

- Outdoor Fountains** **13**
 - Outdoor Tubular Fountains 13
 - Stone Outdoor Fountains 13

- Legacy Wall & Floor Mount Models** **14**

- EZH2O Liv Residential and Commercial** **15**


BASIC RULES

- **Filtered water coolers** & bottle fillers begin with an “L”.
- **Models ending in “K”** indicate a kit or (PTO pick-to-order item) which ships in multiple cartons. Exception is the EZWSRK and LZWSRK models.
- **Standard “TL” two-level design** is Left-High/Right-Low. “TLR” designs are a reverse configuration with Left-Low/Right-High. EZS & LZS style units have versatile design which allows either installation style.
- **“G” or “GRN” indicates a Green** (high-efficiency) refrigeration system.
- **Units with “F” indicating Glass Filler Prepped** require the glass filler accessory to be purchased separately and field installed. Choices are LK1110 or LK1114. Units with a back or recessed design, such as EHFSA and EFRC, use the LK109A glass filler which is factory installed.
- **BL** means Blank.

EZH20® BOTTLE FILLER MODELS

ENHANCED EZH20® BOTTLE FILLER - WATER COOLER COMBO MODELS


LZS TL 8 WS L P



PACKAGING	
P	= One Box Packaging
COOLER PANEL FINISH	
L	= Light Gray Granite
S	= Stainless Steel
WS	
WS	= Water Station (Bottle Filler)
CHILLING CAPACITY	
8	= 8 GPH Refrigeration System
CONFIGURATION	
BL	= Single Unit
TL	= Two-Level Unit (Left-High/Right-Low) Versatile design
FAMILY	
LZS	= Filtered

EZH2O® BOTTLE FILLER - WATER COOLER COMBO MODELS


LZS TL 8 WS VR L 2 K



PACKAGING	
K	= Kit (Pick-to-order item - ships in multiple cartons)
P	= One Box Packaging
ELECTRICAL SYSTEM	
BL	= 115V/60Hz
2	= 220V/50Hz
3	= 220V/60Hz
COOLER PANEL FINISH	
L	= Light Gray Granite
S	= Stainless Steel
BL	= Stainless Steel (VRC / LVRC models only)
BUBBLER STYLE	
VR	= Optional Vandal-Resistant Bubbler (Except VRC models)
BL	= Standard Bubbler (VR on VRC/LVRC models; Flexi-Guard® on others)
WS	
WS	= Water Station (Bottle Filler)
CHILLING CAPACITY	
8	= 8 GPH Refrigeration System
G8	= Green (High-efficiency) 8 GPH Refrigeration System (EZS/LZS models)
D	= Non-Refrigerated Single
DD	= Non-Refrigerated Two-Level
CONFIGURATION	
BL	= Single Unit
TL	= Two-Level Unit (Left-High/Right-Low) EZS/LZS have versatile design
TLR	= Reverse Two-Level Unit (Left-Low/Right-High)
FAMILY	
EZS	= Non-Filtered / LZS = Filtered
EMABF	= Non-Filtered / LMABF = Filtered
VRC	= Non-Filtered Vandal-Resistant / LVRCGRN = Filtered Vandal-Resistant
VRCGRN	= Non-Filtered Green (High-efficiency) / LVRCGRN = Filtered Green

EZH20® IN-WALL RECESSED BOTTLE FILLER MODELS


EZWS M 8 P K



PACKAGING	
K	= Kit (Pick-to-order item - ships in multiple cartons)
CONFIGURATION	
P	= For pairing with SwirlFlo® EDFPB Fountains
BL	= All other applications
CHILLING OPTION	
8	= 8 GPH Refrigeration System
D	= Non-Refrigerated
MOUNTING	
M	= Mounting Frame Included
BL	= Mounting Frame Not Included - Pre-order Required
BOTTLE FILLER	
EZWS	= Non-Filtered EZH20®
EZWSGRN	= Non-Filtered EZH20® with Green Chiller
LZWS	= Filtered EZH20®
LZWSGRN	= Filtered EZH20® with Green Chiller

ARCHITECTURAL FOUNTAINS WITH INTEGRAL EZH20® MODELS


EZWS- ERPBM28 K



PACKAGING	
K	= Kit (Pick-to-order item - ships in multiple cartons)
FAMILY	
ERPBM28	= Non-Filtered SwirlFlo® 8 GPH
LRPBM28	= Filtered SwirlFlo® 8 GPH
EDFP217	= Two-Level Soft Sides® Fountain
EDFPBM117	= Two--Level SwirlFlo® Fountain
BOTTLE FILLER	
EZWS	= Non-Filtered EZH20®
LZWS	= Filtered EZH20®

ARCHITECTURAL FOUNTAINS WITH EZH2O® RETROFIT BOTTLE FILLER


EZWS- ERPBB8- RF



CONFIGURATION	
RF	= Retrofit
FAMILY	
ERPBB8	= for Two-Level SwirlFlo® 8 GPH Models
ERFP8	= for Two-Level Soft Sides® 8 GPH Models
BOTTLE FILLER	
EZWS	= Non-Filtered EZH2O®
LZWS	= Filtered EZH2O®

EZH2O® PAIRED WITH ARCHITECTURAL WATER COOLER MODELS

EZWS- SFGRN 8 K




PACKAGING	
K	= Kit (Pick-to-order item - ships in multiple cartons)
CONFIGURATION	
8	= Single 8 GPH
28	= Two-Level 8 GPH
FAMILY	
SFGRN	= SwirFlo® Green (High-Efficiency)
SS	= Soft Sides®
BOTTLE FILLER	
EZWS	= Non-Filtered EZH2O®
LZWS	= Filtered EZH2O®

EZH20® OUTDOOR TUBULAR FILLERS

(Standard ships in single carton, FR models in multiple)

LK4420BF 1U FRK BLU



FINISH	
BGE	= Beige
BLK	= Black
BLU	= Blue
BRN	= Brown
EVG	= Evergreen
GRY	= Gray
ORN	= Orange
PUR	= Purple
RED	= Red
TER	= Terracotta
WHT	= White
YLW	= Yellow

COOLER PANEL FINISH	
BL	= Standard
FRK	= Freeze-Resistant ("K" indicates the complete model)

CONFIGURATION	
1L	= Single Bottle Filler, Lower Height Location
1M	= Single Bottle Filler, Middle Height Location
1U	= Single Bottle Filler, Upper Height Location
DB	= Includes Pet Fountain

MODEL	
LK4400BF	= Single Pedestal
LK4405BF	= Single Wall-Mount ADA
LK4410BF	= Single
LK4420BF	= Dual ADA Pedestal
LK4430BF	= Triple ADA Pedestal

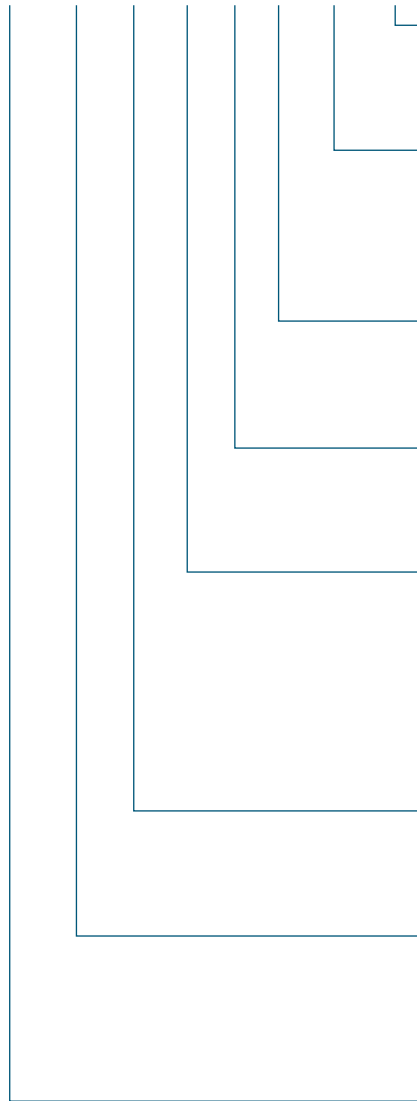
Other EZH20® Bottle Filler Models:

- **EZWSRK** = Non-Filtered Retrofit / **LZWSRK** = Filtered Retrofit (ships in single carton)
- **EZWSSM** = Non-Filtered Surface Mount / **LZWSSM** = Filtered Surface Mount
- **EMASM** = Non-Filtered Mechanical Surface Mount
- **EMASMB** = Non-Filtered Mechanical Surface Mount Battery-Powered with Visual Monitor / **LMASMB** = Filtered

ADA WALL MOUNT WATER COOLER MODELS

EZ & EMABF FAMILY WATER COOLER MODELS

LZS TL VR 8 L F 2JO C



PACKAGING

- C** = Complete Two-Level Unit
- BL** = Singles will be blank; Two-Level: one-side replacement only

ELECTRICAL SYSTEM

- BL** = 115V/60Hz
- 2JO** = 220V/50Hz
- 3JO** = 220V/60Hz

GLASS FILLER POPTION

- F** = Prepped for Glass Filler (Ordered Separately)
- BL** = Not Prepped for Glass Filler

COOLER PANEL FINISH

- L** = Light Gray Granite
- S** = Stainless Steel

CHILLING CAPACITY

- 8** = 8 GPH Refrigeration System
- G8** = Green (High-efficiency) 8 GPH Refrigeration System (EZS/LZS models only)
- D** = Non-Refrigerated Single
- DD** = Non-Refrigerated Two-Level

BUBBLER STYLE

- VR** = Optional Vandal-Resistant Bubbler (Except VRC models)
- BL** = Standard Bubbler (VR on VRC/LVRC models; Flexi-Guard® on others)

CONFIGURATION


- BL** = Single Unit
- TL** = Two-Level Unit (Left-High/Right-Low) EZS/LZS have versatile design
- TLR** = Unidad de 2 niveles inversa (izquierda abajo/derecha arriba)

FAMILY

- EZS** = Non-Filtered / LZS = Filtered
- EZO(S)** = Non-Filtered Sensor-Activated / LZO(S) = Filtered Sensor-Activated
- EMABF** = Non-Filtered / LMABF = Filtered

VANDAL-RESISTANT VRC WATER COOLER MODELS

LVRC TL SC FR 8 S F 2JO C

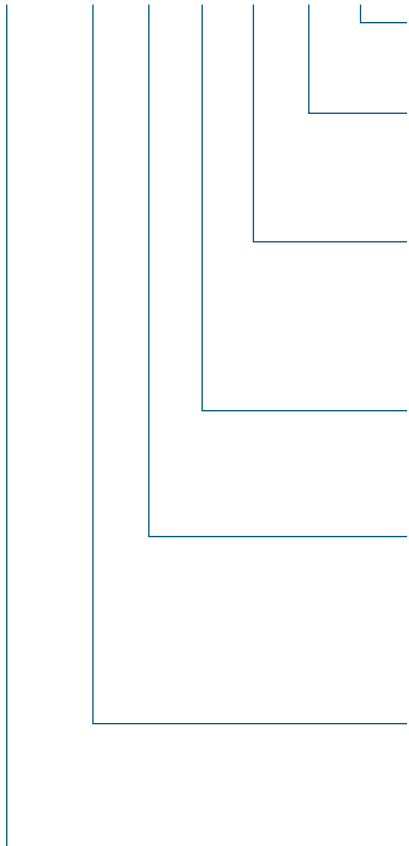


PACKAGING	
C	= Complete Two-Level Unit
BL	= Singles will be blank; Two-Level: one-side replacement only
ELECTRICAL SYSTEM	
BL	= 115V/60Hz
2JO	= 220V/50Hz
3JO	= 220V/60Hz
GLASS FILLER OPTION	
F	= Prepped for Glass Filler (Ordered Separately)
BL	= Not Prepped for Glass Filler
COOLER PANEL FINISH	
S	= Stainless Steel; not noted on the (L)VRCGRN models
CHILLING CAPACITY	
8	= 8 GPH Refrigeration System
D	= Non-Refrigerated Single
DD	= Non-Refrigerated Two-Level
FROST RESISTANCE	
FR	= Optional Frost Resistant model (includes heater strip)
BL	= Does not include Frost Resistance
LOUVER SCREENS	
SC	= Includes Louver Screens
BL	= Louver Screens are not included
CONFIGURATION	
BL	= Single Unit
TL	= Two-Level Unit (Left-High/Right-Low)
TLR	= Reverse Two-Level Unit (Left-Low/Right-High)
FAMILY	
VRC	= Non-Filtered Vandal-Resistant / LVRGRN = Filtered Vandal-Resistant
VRCGRN	= Non-Filtered Green (High-efficiency) / LVRGRN = Filtered Green
VRCHD	= Non-Filtered Vandal-Resistant 14 Gauge / LVRCHD = Filtered

SWIRLFLO® AND SOFT SIDES® MODELS

SWIRLFLO® WATER COOLER MODELS

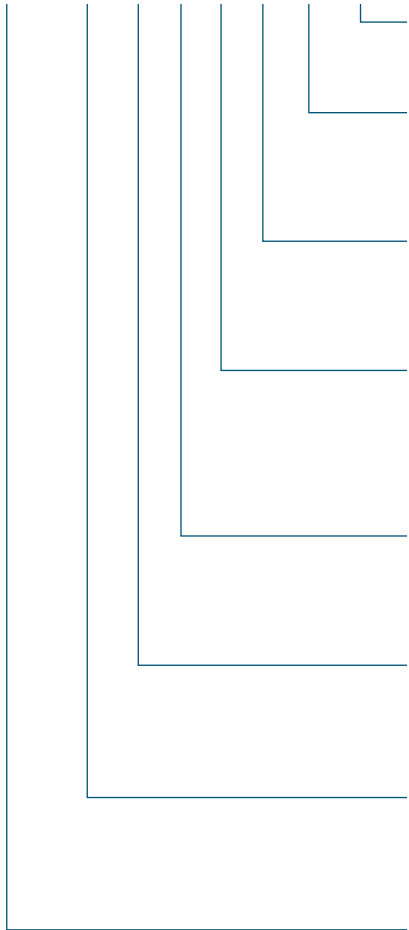
ERP B M V 28 2 RA K



PACKAGING	
K	= Kit (Pick-to-order item - ships in multiple cartons)
TWO-LEVEL CONFIGURATION	
RA	= Reverse Two-Level (Left-Low/Right-High)
BL	= Standard Left-High/Right-Low
ELECTRICAL SYSTEM	
BL	= 115V/60Hz
2	= 220V/50Hz
3	= 220V/60Hz
CONFIGURATION	
8	= Single 8 GPH
28	= Two-Level 8 GPH
BUBBLER STYLE	
VR	= Optional Vandal-Resistant Bubbler (Except VRC models) Standard Bubbler (Vandal-Resistant on VRC/LVRC models;
BL	= StreamSaver™ Flexi-Guard® on GRN models; standard Flexi-Guard® on others)
MOUNTING	
M	= Mounting Frame Included
BL	= Mounting Frame Not Included - Pre-order Required
FAMILY	
ERP B	= Non-Filtered / LRPB = Filtered
ERP BGRN	= Non-Filtered Green (High-Efficiency) / LRPBGRN = Filtered Green
ENOB	= Non-Filtered Sensor-Activated

SOFT SIDES® WATER COOLER MODELS

ERFB VR M 8 2 F RA K



PACKAGING

K = Kit (Pick-to-order item - ships in multiple cartons)

TWO-LEVEL CONFIGURATION

RA = Reverse Two-Level (Left-Low/Right-High)

BL = Standard Left-High/Right-Low

GLASS FILLER OPTION

F = Prepped for Glass Filler (Ordered Separately)

BL = Not Prepped for Glass Filler

ELECTRICAL SYSTEM

BL = 115V/60Hz

2 = 220V/50Hz

3 = 220V/60Hz

CONFIGURATION

8 = Single 8 GPH

28 = Two-Level 8 GPH

MOUNTING

M = Mounting Frame Included

BL = Mounting Frame Not Included - Pre-order Required

BUBBLER STYLE

VR = Optional Vandal-Resistant Bubblers

BL = Standard Flexi-Guard® Bubblers

FAMILY

ECRSP = Non-Filtered Slimline® / LCRSP = Filtered Slimline®

ERFP = Non-Filtered

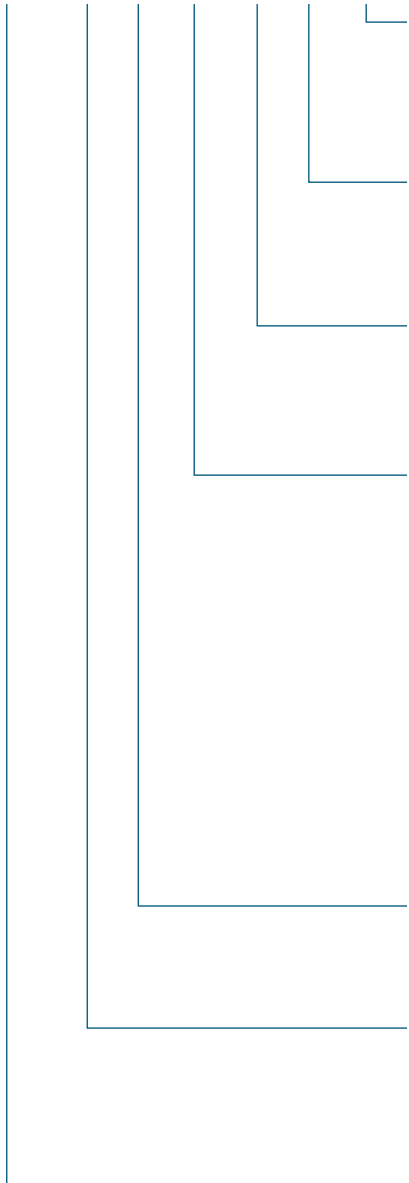
ERO = Non-Filtered Sensor-Activated

LNFE = Filtered Single

LNTE = Filtered Two-Level

SWIRLFLO® AND SOFT SIDES® FOUNTAIN MODELS

EDFPB M V 117 FP RA C



PACKAGING

- C** = Complete Fountain
- K** = Kit (Pick-to-order item - ships in multiple cartons) - Freeze Resistant models

TWO-LEVEL CONFIGURATION

- RA** = Reverse Two-Level (Left-Low/Right-High)
- BL** = Standard Left-High/Right-Low

FREEZE PROTECTION OR GLASS FILLER OPTION

- FP** = Freeze Protection
- F** = Prepped for Glass Filler (Ordered Separately)
- BL** = No option included

CONFIGURATION

- 114** = Single SwirlFlo® (EDFPB)
- 117** = Two-Level SwirlFlo® (EDFPB)
- 210** = Short (non-ADA) Single Soft Sides® (EDFP)
- 214** = Single Soft Sides® (EDFP)
- 217** = Two-Level Soft Sides® (EDFP)
- 314** = Single Slimline® Soft Sides (ECDFPW)
- 14** = Single Slimline® Soft Sides® 14 GA (EHWM)
- 17** = Two-Level Slimline® Soft Sides® 14 GA (EHWM)
- 214** = Single Soft Sides® 14 GA (EHW)
- 217** = Two-Level Soft Sides® 14 GA (EHW)

BUBBLER STYLE

- V/VR** = Optional Vandal-Resistant Bubbler (Except VRC models)
- BL** = Standard Flexi-Guard® Bubbler

MOUNTING

- M** = Surface Mounting Plate Included
- BL** = No Mounting Included - must purchase in-wall carrier separately except for EDFP210C, EDFP214, EDFPB114C and ECDFPW models

FAMILY


- EDFPB** = Non-Filtered SwirlFlo® / EDFPBW = Single with Backpanel
- EDFP** = Non-Filtered Soft Sides®
- ECDFPW** = Non-Filtered Slimline® Soft Sides®
- EHW** = Non-Filtered Soft Sides® 14 Gauge

NOTE: The Premium Composite models are indicated with an R such as EDFP214RC, EDFPVR217RFPK.

OUTDOOR FOUNTAINS

OUTDOOR TUBULAR FOUNTAINS (Standard ships in single carton, FR models in multiple)

4405 FRK RED




FINISH	
BGE	= Beige
BLK	= Black
BLU	= Blue
BRN	= Brown
EVG	= Evergreen
GRY	= Gray
ORN	= Orange
PUR	= Purple
RED	= Red
TER	= Terracotta
WHT	= White
YLW	= Yellow

OPTION	
BL	= Standard
DB	= Pet Fountain
FRK	= Freeze-Resistant ("K" indicates the complete model)
SFRK	= Sanitary Freeze-Resistant ("K" indicates the complete model)

MODEL	
LK4400	= Single Pedestal
LK4405	= Single Wall-Mount ADA
LK4410	= Single
LK4420	= Dual ADA Pedestal 4430 = Triple ADA Pedestal
LK4460YHHB	= Yard Hydrant with Hose Bib
LK4461YHLHB	= Yard Hydrant with Locking Hose Bib
LK4470NLHB	= Non-Locking Hose Bib Accessory (replaces 97887C)
LK4471LHB	= Locking Hose Bib Accessory (replaces 97889C)

STONE OUTDOOR FOUNTAINS (Standard ships in single carton, FR models in multiple)

LK4590 SFR (4590 FR FOUNTAIN)




CONFIGURATION	
BL	= Standard model
FR	= Freeze-resistant model
SFR	= Sanitary Freeze-resistant model

CONFIGURATION	
LK4590	= Single ADA Pedestal Arm
LK4591	= Single Pedestal (not ADA)
LK4592	= Single Wall-Mount (not ADA)
LK4593	= Single Wall-Mount ADA
LK4595	= Dual ADA Pedestal

LEGACY WALL & FLOOR MODELS

(Standard ships in single carton, K models (remote chiller) in 2 cartons)

EWTLA 8 L F 2 K
EWCA 8 T F 3YJO



PACKAGING

- K** = Kit (Pick-to-order item - ships in multiple cartons) - EWTLA/LWTLA models
- BL** = Singles will be blank; Two-Level: one-side replacement only

ELECTRICAL SYSTEM

- BL** = 115V/60Hz
- 2(Y/Z) (JO)** = 220V/50Hz
- 3(Y/Z) (JO)** = 220V/60Hz

OPTIONS

- F** = Prepped for Glass Filler (Ordered Separately) except EHfSA & ESWA
- F** = LK109A Glass Filler Included - EHfSA & ESWA models
- P** = Foot Pedal Activation
- K** = Backpanel Included
- BL** = Not Prepped for Glass Filler

COOLER PANEL FINISH

- L** = Light Gray Granite
- S** = Stainless Steel
- T** = Sandalwood

CHILLING CAPACITY

- | | |
|---|--|
| <ul style="list-style-type: none"> 3 = 3 GPH Refrigeration System 4 = 4 GPH Refrigeration System 5 = 5 GPH Refrigeration System 8 = 8 GPH Refrigeration System 10 = 10 GPH Refrigeration System | <ul style="list-style-type: none"> 14 = 14 GPH Refrigeration System 16 = 16 GPH Refrigeration System 20 = 20 GPH Refrigeration System D = Non-Refrigerated |
|---|--|


FAMILY

- EWA** = Non-Filtered Deluxe Wall Mount Single / LWAE = Filtered version
- EWTLA** = Non-Filtered Deluxe Wall Mount Two-Level / LWTLA = Filtered
- EWCA** = Non-Filtered Compact Wall Mount / LWCE = Filtered version
- HEW** = Non-Filtered Slant Front Compact Wall Mount
- ESWA** = Non-Filtered Simulated Semi-Recessed
- EHfSA** = Non-Filtered ADA Wall Mount / OHfA = Vandal-Resistant version
- FD700** = Non-Filtered Space-ette[®] Floor Mount / LFDE = Filtered version
- EFA** = Non-Filtered Deluxe Floor Mount / LFAE = Filtered version
- EFA** = Non-Filtered Deluxe Floor Mount Hot & Cold
- EFA** = Non-Filtered Deluxe Floor Mount Sensor-Activated
- EFW** = Non-Filtered Deluxe Floor Mount Water-Cooled
- EFWC** = Non-Filtered Deluxe Floor Mount Corrosion-Resistant
- EFY** = Non-Filtered Deluxe Floor Mount Hazardous Location

EZH20 LIV RESIDENTIAL AND COMMERCIAL

(Standard ships in single carton, K models (remote chiller) in 2 cartons)

LBWD 2 06 WH K



PACKAGING

K	= Kit (Pick-to-order item - ships in multiple cartons)
C	= 1 Carton (without chiller)

FRONT GLASS FINISH

WH	= Aspen White
BK	= Midnight

CHILLING CAPACITY

06	= Single SwirlFlo® (EDFPB)
00	= Two-Level SwirlFlo® (EDFPB)

ELECTRICAL SYSTEM

2	= 220V/50Hz
BL	= 115/60Hz

FAMILY

LBWD	= Filtered Built-in Water Dispenser Residential
LBWDC	= Filtered In-wall Water Dispenser Commercial

ELKAY®



ASIA PACIFIC
asiapac.elkay.com
+65 6592 0130



EUROPE & AFRICA
europe.elkay.com
+971 4 428 5526



LATIN AMERICA
latam.elkay.com
+01 800 73 78 455



MIDDLE EAST
middleeast.elkay.com
+971 4 428 5526